

WELCOME NEW MEMBER

AGRONOMY INC.

28 Fry St.

Mercersburg, PA 17236

717-328-3145

Fax: 717-328-3220

agronomy@embarqmail.com

Agriculture, Retail Services

WELCOME NEW MEMBER

DAVID M. GREEN BOOKKEEPING

AND TAX SERVICE

20 Expedition Trail

Gettysburg, PA 17325

717-334-4650

Fax: 717-334-4562

dmgbookkeepingandtaxservice@gmail.com

<http://www.dmgbookkeepingandtaxservice.com>

Accountants & Bookkeeping

TUSCARORA AREA CHAMBER OF COMMERCE PRESENTS



MERCERSBURG SPRINGFEST

SATURDAY MAY 11, 2013

9AM-3PM DOWNTOWN MERCERSBURG

Upcoming Events

BUSINESS PERSON OF THE YEAR GALA

April 25th 5-8pm

Whitetail Ski Resort

\$35 per person

RSVP 328-5827

MAY CHAMBER LUNCHEON

May 8th Noon-1pm

Conococheague Institute

\$10 per person

RSVP 328-5827



Tuscarora Area Chamber of Commerce

3 South Main Street, PO Box 161 • Mercersburg, PA 17236

www.tachamber.org • Phone 717-328-5827

BOARD OF DIRECTORS

Executive Board Members

Chair

Tammy Oberholzer
Borough of Mercersburg

Vice-Chair

John Flannery
Flannery's Tavern of the Square

Treasurer

Julie Barthalow
Susquehanna Bank

Secretary

Judy Boyd
Whitetail Resort

Board Members

Barb Danowski
Fast Ink

Elizabeth George, MD
Summit Health & MACWell

Melanie Gordon
First National Bank of Mercersburg

Travis Hall
Alliance Elevator

Dwayne Johnson
St. Thomas Development

Gloria Pine
Buchanan Lioness & First National
Bank of Mercersburg

Debbie Rutherford
Mercersburg Academy

Chris Shelley
Tuscarora School District

Staff

Executive Director

Mary-Anne Gordon

The Chamber News is a monthly newsletter of the Tuscarora Area Chamber of Commerce. Submit your information by the 23rd of each month for inclusion. The Chamber reserves the right to edit content of submissions for space limitations. Ideas, opinions and statements expressed in articles by contributors are not necessarily those of the Chamber.



Enjoy the History and Agriculture of this beautiful course starting in Mercersburg and winding through the back roads of Greencastle.

Saturday, April 13, 2013 8:30 A.M.

Contact Race Director Rich Secrest with questions or concerns 717-360-7557 or greencastleflyers@gmail.com

Friday night (4/12/13) Registration and Packet Pick-UP: 6 P.M. - 8 P.M. in John Allison House Banquet Room

Race Day Registration and Packet Pick-Up: GAHS Gymnasium 6 A.M. - 7:15 A.M.

Age Groups and Awards:

All participants that finish will receive a finisher's medal and a Tech shirt.

Age Groups: 19 and under, 20-24, 25-29, 30-34, 35-39, 40-44, 45-49, 50-54, 55-59, 60-64, 65-69, 70 and over (Male and Female)

Top 3 Overall male and female runners prizes: 1st place - \$100, 2nd place - \$75 and 3rd place - \$50

Runner's Dinner:

Join us Friday evening at The John Allison Public House in Greencastle for a special carb loading Pasta Buffet Dinner. \$12 per person for registered runners and one guest. Regular price for non-runners is \$16 per person. This special dinner will be available starting at 6:00 pm in the Banquet room and will be available until 9:00 pm.

Benefits:

Proceeds will benefit: G-A MAAX of Greencastle and FIX JB Sports of Mercersburg. We will also be working with the non-profit South Central Community Action Program. During the event we will be hosting a canned food and sneaker collection. Please bring as many nonperishable canned food items and your old running shoes for collection.

Leadership Made E.A.S.Y. eZine: *What is Leadership?*

What is leadership? That's a great question because depending upon whom you ask, the answer will vary. Yet each person's answer will swirl around common themes. And the common themes typically make the person providing the answer smile, get a glint in their eye, sit a bit straighter, and act as if they got a jolt of energy infused through them. Just the thought, the memory, or the image of a strong leader causes others to feel stronger, confident, and energized.

So what is leadership? What does it look like? In a recent leadership training session, as I typically do, I asked the participants to: Describe leadership. I heard the standard replies: *It's providing a clear picture of the future. It's being a stabilizing force when things get chaotic. It's the person who rallies the troops when their motivation is flagging. It's bringing out the best in people. It's making the tough decisions, as well as I can't describe it but I know it when I see it.*

My take on leadership is simple: Leadership isn't a position; it's a mindset. It's a standard of beliefs, values, characteristics, and behaviors. It's being the type of person others want to work with, be challenged by, be accountable to, and succeed with. It's being the type of person others count on to make decisions that are tough, big-picture focused, and have impact. It's being the type of person who first admits his or her own limitations as a leader and continually seeks knowledge to improve and be a better person and leader going forward. It's the type of person who wants to succeed and be successful with others -- not at the cost of others.

Given that, *what do organization's with strong leadership look like?* Unlike the answer above, "*I can't describe it but I know it when I see it,*" I can and I don't mean to sound pretentious when I say this. I've just seen too many examples of good, bad, and ugly leadership in my 20+ years of business. Organization's with a strong leader or a strong leadership team have a positive energy that exudes the moment you talk on the phone with the receptionist or walk through the front door. It's an organization where the staff easily mix, mingle, talk, debate, collaborate, yet produce, produce, produce. It's an organization, where people laugh when "the boss" is in the room and he or she is, at times, the brunt of jokes. It's an organization, where if put to the test, the "troops" would run through fire to help the leader because the leader has helped them time and time again. It's an organization where the team is happy to spend time, learn, grow, and succeed.

Organizations with weak leadership wallow. They're "quieter." Their physical environment might be beautiful, but there's an emptiness to it. There's a lack of positive energy, instead there's an over-riding tension. The staff work and interact, but their interactions are routine and timeline driven. They do what they have to do to get the job done, while in their minds they're focusing on getting the heck out the door at the end of the day. When "the boss" is in the room, the conversations are stilted, cautious, and limited. There's a underlying current of tension that someone, at some time, will say something incorrect and be lambasted or fired because of it. It's an environment where everyone focuses on protecting themselves and their jobs by doing just enough to get by. It's an environment where, if put to the test, I doubt there'd be many running through fire to help "the boss" or anyone but themselves. The team has been trained to protect themselves.

How would your team answer: *What is leadership? What does it look like?* Would they describe you and your organization? If not, why not? Do you create an environment where your team feels comfortable challenging, growing, debating, failing, and succeeding? Does your team relax while they do their jobs, or are they constantly "on alert?" Would your team run through fire for you? Have you been there for them?



Copyright 2013 - Liz Weber, CMC, CSP - Weber Business Services, LLC – www.WBSLLC.com



Great insurance coverage
Plus earning a dividend
equals
Chamber+
A great benefit for local
Chamber of Commerce members.

Tuscarora Area CHAMBER OF COMMERCE

Mercersburg, Montgomery, Peters, St. Thomas, Warren

Purpose Statement

The Tuscarora Area Chamber of Commerce is organized to achieve the objectives of:

- 1) Preserving the competitive enterprise system of business by:
 - a. creating a better understanding and appreciation of the importance of business people and a concern for their problems;
 - b. educating the business community and representing them in township, borough, county, state and national legislative and political affairs;
 - c. preventing or addressing controversies which are detrimental to expansion and growth of business and the community if they arise;
 - d. creating a greater appreciation of the value of a more liberal investment of substance and self on behalf of the interests of competitive business;
- 2) Promoting business and community growth and development by:
 - a. promoting economic programs designed to strengthen and expand the income potential of all business within the trade area;
 - b. promoting programs of civic, social and cultural nature which are designed to increase the functional and aesthetic values of the community;
 - c. and discovering and correcting abuses which prevent the promotion of business expansion and community growth.

For more information about Chamber advocacy visit www.tachamber.org, contact info@tachamber.org, or call 717-328-5827.

PCI
Insurance
Inc.
Employee Benefit
Solutions for
Chamber Members
800.755.3021



Helping your
business
reach new
heights!

Another member benefit is CenturyLink Business-Class High-Speed Internet.

- Get your first month FREE on 1.5 Mbps and higher
- FREE professional installation and FREE activation
- Minimum 2-year term required

Existing CenturyLink customers can upgrade to 5Mbps and get one month FREE!

To take advantage of this offer to Chamber Members Only, call or email Lauren Lutz at 717.267.4683 or Lauren.C.Lutz@centurylink.com



We earned the
seal of approval.

Tuscarora Area
CHAMBER OF COMMERCE
Mercersburg, Montgomery, Peters, St. Thomas, Warren

Now we'd like yours.


“The technology used by APPI Energy forces the suppliers to compete for our business.

Their process was seamless and required minimal time commitment and no upfront cost. Not only did they negotiate our first contract, we have just signed a renewal agreement with their help.”

Bob Zentz • Fellowship Communities



Contact the trusted
energy experts at
800-520-6685 or
info@appienergy.com.



Tuscarora Area Chamber of Commerce Business Person of the Year Gala

Thursday, April 25, 2013 Whitetail Ski Resort



Silent Auction 5-7pm
Beverages & Heavy Hors d'oeuvres 5:30-7pm
Meeting & Award Ceremony 7-8pm

The favor of your reply is requested by April 15, 2013.

Company/Name _____

Award Sponsor Yes or No (cost is \$100, includes 1 ticket)

Of Guests _____ x \$35 per member = _____

Of Guests _____ x \$45 per non-member = _____

Address _____

Email _____

Phone _____

Payment must accompany reservation. Tickets will be mailed 10 days prior to the event.

TUSCARORA AREA CHAMBER OF COMMERCE

BUSINESS PERSON OF THE YEAR GALA

Whitetail Lodge
13805 Blairs Valley Rd., Mercersburg
Thursday April 25, 2013

Silent Auction, Reception & Heavy Hors D'hoecurves 5:30-7pm
Speakers & Awards 7-8pm

2013 Business Person of the Year Award Sponsor

Award Sponsor

\$100

20 available

1 ticket to the event (a \$35 value), special mention in all publicity prior to the event, at the dinner and all publicity following the event and on our web site.

Sponsorship Commitment

Sign up for:

Price

Award Sponsor

\$100.00

Method of Payment

Bill Me

Payment Enclosed

Name

Address

Phone

Signature

Return to -
Tuscarora Area Chamber of Commerce
PO Box 161
Mercersburg, PA 17236
E-mail: mgordon@tachamber.org Phone: 717-328-5827

TUSCARORA AREA CHAMBER OF COMMERCE PRESENTS



MERCERSBURG SPRINGFEST

SATURDAY MAY 11, 2013
9AM-3PM DOWNTOWN MERCERSBURG

Sponsorship Opportunities

**Springfest
Partner
\$250**

10x20 spot included, partners will help us fund children activities, marketing, event map, etc., special mention as "Event Partners" in ads, press release, web site and newsletter, and on the map

Tuscarora Area Chamber of Commerce

Phone: 717-328-5827
E-mail: info@tachamber.org
PO Box 161
Mercersburg, PA 17236

Name _____

Address _____

Phone _____

Sign up for:

Springfest Partner

Price

\$250.00

Method of Payment

Bill Me

Payment Enclosed

Signature _____



Antietam Humane Society's

6th Annual Golf Tournament

April 26, 2013

11:30 Registration & Lunch

12:30 Shotgun

Waynesboro Country Club
11000 Country Club Road
Waynesboro PA 17268



\$85 per golfer (if not a Golf member of WCC)

\$55 per golfer (WCC Golf member)

Sponsorships Available:

- Corporate
- Hole
- Cart
- Prize

Contact Andrea Haugh for Additional
Registration or Sponsorship Information

4-Person Scramble

Antietam Humane Society Inc

8513 Lyons Road

Waynesboro, PA 17268

717-762-9091

717-762-0996 FAX

ahsinc@pa.net

www.antietamhumanesociety.org



Antietam Humane Society Rabies Clinic

Saturday, April 13th —10AM-12PM

Antietam Humane Society

8513 Lyons Road

Waynesboro, PA 17268

Vaccinations \$10 each

3 year vaccination can only be given with current license certificate, otherwise a 1 year vaccination will be given

*Special thanks to Drs. John &
Charlene Barnes for their
services!*



Antietam Humane Society Inc

8513 Lyons Road
Waynesboro, PA 17268

Phone: 717-762-9091

Fax: 717-762-0996

E-mail: ahsinc@pa.net

Website: www.antietamhumanesociety.org

Facebook: Antietam Humane Society Inc (don't forget the Inc!)

Please mail form and fees to:

Rich Secrest 14769 Bain Rd.
Mercersburg, PA 17236

Make Checks payable to:
Flannery's Pub Run

Questions: Contact Rich Secrest
richsecrest@hotmail.com or
717-360-7557

Online registration also
available at:


www.flanneryspubrun.com

~or~

Entries can also be turned in to:

The John Allison Public House
104 East Baltimore Street
Greencastle, PA 17225

Flannery's Tavern
5 North Main Street
Mercersburg, PA 17236



Proceeds will benefit:

G-A MAAx of Greencastle
and
FIX JB Sports of Mercersburg



South Central Community
Action Program

Canned Food & Sneaker
Collection

Please bring as many
nonperishable canned
food items and your
old running shoes for
collection!



CHANGING THE WORLD
ONE PAIR AT A TIME

www.flanneryspubrun.com

1st ANNUAL



Saturday, April 13, 2013

8:30 am Start

*Enjoy the History and
Agriculture of this
beautiful course run
from Mercersburg to
Greencastle, PA.*

Professional Chip Timing
provided by Western Maryland
Timing.

Age Groups and Awards

All participants that finish will receive a finisher's medal and a Tech shirt.

Age Groups: 19 and under, 20-24, 25-29, 30-34, 35-39, 40-44, 45-49, 50-54, 55-59, 60-64, 65-69, 70 and over (Male and Female)

Top 3 Overall male and female runners prizes:

1st place - \$100.00

2nd place - \$75.00

3rd place - \$50.00



We are proud to support our local communities

Runner's Dinner

Join us Friday evening at The John Allison Public House in Greencastle for a special carb loading Pasta Buffet Dinner. \$12 per person for registered runners and one guest.

Regular price for non-runners is \$16 per person. This special dinner will be available starting at 6:00pm in the Banquet room and will be available until 9:00pm.

Registration Form

\$50.00 Before 12/31/2012

\$60.00 1/1/2013 - 3/13/2013

\$70.00 After 3/13/2013

First Name _____ M.I. _____

Last Name _____

MALE Date of Birth _____ Age on Race Day _____
 FEMALE

Address _____

City / State / Zip _____ Country _____

Day Phone _____ Evening Phone _____

E-mail Address _____

Emergency Contact _____ Emergency Phone _____

Shirt Size - XXL XL L M S

TOTAL AMOUNT ENCLOSED _____

Make Checks Payable to:

Signature _____ Date _____

(Parents signature required if participant is less than 18 years of age)

RELEASE & CONSENT FORM: In consideration of the acceptance of my entry/my child's entry, I for myself or my child, our executors, administrators, and assignees....do hereby release and discharge the organizers of this race and all other sponsors and organizers of all claims and damages, actions whatsoever in any manner arising out of my/my child's participation in said athletic event. I attest and verify that I have full knowledge of the risks involved in this event and I am/my child is physically fit and sufficiently trained to participate in this event. Further, I hereby grant full permission to any all of the foregoing to use my/my child's name, photographs, videotapes, motion pictures, recordings or any other record of this event for any legitimate purpose without compensation or remunerations.

Athlete Signature: (parent/guardian must sign for runners under 18 years of age)



Thank you to all of our Sponsors and Volunteers

Without all of you we would not be able to provide such a special event in our majestic communities.

We are proud to support such worthy and supporting causes. Thank you to all of the men and women of G-A MAAX and Fix JB Sports. Their efforts are unparalleled.



JEFFREY D. KUHN

MOWING • MULCHING KUHN LAWN SERVICE LLC

5 REASONS TO HIRE KUHN LAWN SERVICE LLC TO HANDLE YOUR LAWN CARE NEEDS:

EASY - you work hard - come home to a beautiful lawn – effortlessly

HEALTHIER – curb allergies – enjoy sneeze-free summers

HAPPIER - spend evenings & weekends doing what YOU want to do

SAVE MONEY – no more mower, mower maintenance costs & fuel

AMAZING CUTS – your property will look better than ever – guaranteed!

- Professional
- Uniformed
- Completely Trained
- PA Registered
- Courteous
- Fair Prices
- Dependable
- Fully Insured

TESTIMONIALS

Your crew is friendly and the job well done & fast. You are a 10.

L Martin, Greencastle, PA

Reliable. Great job! J Bauder, Mercersburg, PA

You come when you say you are coming. Excellent

C Hamilton, Chambersburg, PA

Honest, reliable and a pleasure. R Barker, Mercersburg, PA

You guys are the greatest! You've always been there, for snow removal & mowing. Thanks. Betsy Schmidt, Mercersburg, PA

Excellent workers, good cleanup, made good use of time. I rate you a 10.


R Joran, Greencastle, PA

Kuhn Lawn Service LLC

Jeffrey D. Kuhn, President

c: (717) 360-2617

e: kuhnlawns@gmail.com



You are invited to
Senator Alloway's
HERE TO HELP
JOB FAIR

Thursday, April 18, 2013
9:00 a.m to 3:00 p.m.

Chambersburg Mall

3055 Black Gap Road, Chambersburg, PA

The "Here to Help Job Fair" is an opportunity for job seekers in the 33rd Senatorial District to connect with businesses and organizations within the region who are seeking qualified employees. Admission is free! Additional information regarding Human Services agencies and Veteran's Services will also be available.

- Explore training and educational programs available through local colleges and universities
- You must bring multiple copies of your resumé – No copying capabilities are available on site
- Job seekers should come prepared to complete applications

In partnership with

Pennsylvania
CareerLink
FRANKLIN COUNTY



and in cooperation with

CHAMBERSBURGMALL

*For information call 717-264-6100
or visit senatoralloway.com.*



For Immediate Release

March 22, 2013

Pennsylvania's Unemployment Rate Drops to 8.1 Percent in February

Harrisburg, Pa. – The February employment statistics released today by the Pennsylvania Department of Labor & Industry indicate that the state's unemployment rate dropped one-tenth of a percentage point to 8.1 in February.

Unemployment decreased 5,000 over the month to 532,000. This was the second largest decrease of the past twelve months and the fourth largest since January 2011.

Total nonfarm jobs rose by 600 in February to 5,747,100. This was the seventh consecutive monthly gain.

"We continue to see job growth in Pennsylvania," said Labor & Industry Secretary Julia Heathway. "A particularly positive sign is the February gain in manufacturing, which added 4,400 jobs."

Total nonfarm jobs were up 16,500 from a year ago. Pennsylvania's over-the-year job growth was most pronounced in the private sector. The largest gains were in professional and business services with 11,900 jobs added and education and health services with a gain of 8,100.

Note: The above data are seasonally adjusted. Seasonally adjusted data provide the most valid month-to-month comparison.

Editor's note: A breakdown of Pennsylvania's employment statistics follows.

Media contact: Sara Goulet, 717-787-7530

Current Labor Force Statistics
Seasonally Adjusted (in thousands)

	February 2013 (p)	January 2013	February 2012	Change from January 2013		Change from February 2012	
				volume	percent	volume	percent
PA							
Civilian Labor Force	6,540	6,553	6,447	-13	-0.2%	93	1.4%
Employment	6,009	6,015	5,959	-6	-0.1%	50	0.8%
Unemployment	532	537	487	-5	-0.9%	45	9.2%
Rate	8.1	8.2	7.6	-0.1	----	0.5	----
U.S.							
Civilian Labor Force	155,524	155,654	154,825	-130	-0.1%	699	0.5%
Employment	143,492	143,322	142,019	170	0.1%	1,473	1.0%
Unemployment	12,032	12,332	12,806	-300	-2.4%	-774	-6.0%
Rate	7.7	7.9	8.3	-0.2	----	-0.6	----

Pennsylvania Nonagricultural Wage and Salary Employment
Seasonally Adjusted (in thousands)

	February 2013 (p)	January 2013	February 2012	Change from January 2013		Change from February 2012	
				volume	percent	volume	percent
Total Nonfarm Jobs	5,747.1	5,746.5	5,730.6	0.6	0.0%	16.5	0.3%
Goods Producing Industries	836.9	831.0	836.6	5.9	0.7%	0.3	0.0%
Mining & Logging	37.7	37.7	38.8	0.0	0.0%	-1.1	-2.8%
Construction	228.1	226.6	229.0	1.5	0.7%	-0.9	-0.4%
Manufacturing	571.1	566.7	568.8	4.4	0.8%	2.3	0.4%
Service Providing Industries	4,910.2	4,915.5	4,894.0	-5.3	-0.1%	16.2	0.3%
Trade, Transportation & Utilities	1,108.6	1,106.9	1,101.3	1.7	0.2%	7.3	0.7%
Information	90.8	91.2	90.2	-0.4	-0.4%	0.6	0.7%
Financial Activities	307.4	308.0	308.9	-0.6	-0.2%	-1.5	-0.5%
Professional & Business Services	740.1	736.5	728.2	3.6	0.5%	11.9	1.6%
Education & Health Services	1,171.6	1,176.8	1,163.5	-5.2	-0.4%	8.1	0.7%
Leisure & Hospitality	515.6	519.6	521.2	-4.0	-0.8%	-5.6	-1.1%
Other Services	256.3	257.3	254.6	-1.0	-0.4%	1.7	0.7%
Government	719.8	719.2	726.1	0.6	0.1%	-6.3	-0.9%

(p) – preliminary

For a more detailed breakdown of seasonally adjusted jobs data at the sector level, please contact the Center for Workforce Information & Analysis at 1-877-4WF-DATA, or visit www.paworkstats.pa.gov

Note: March 2013 labor force and nonfarm jobs statistics will be released April 19, 2013.

WORKFORCE INFORMATION NEWS RELEASE

FOR IMMEDIATE RELEASE

MARCH 19, 2013

CONTACT: WILLIAM SHOLLY
INDUSTRY & BUSINESS ANALYST
717-772-1361

CHAMBERSBURG mSA'S UNEMPLOYMENT RATE AT 7.3%

HARRISBURG (MARCH 19) – The seasonally adjusted unemployment rate for the Chambersburg Metropolitan Statistical Area (mSA) increased two-tenths of a percentage point to 7.3 percent in January. Over the year, the unemployment rate was up eight-tenths of a point. In January, Pennsylvania's seasonally adjusted unemployment rate rose three-tenths of a point to 8.2 percent, while the nation's rate went up one-tenth of a point to 7.9 percent.

Franklin County tied with Greene and Montgomery counties for the 9th lowest unemployment rate among Pennsylvania's 67 counties in January. Unemployment rates and rankings of adjacent counties were: Fulton (9.7%, 49th); Huntingdon (10.6%, t-56th); Juniata (8.1%, t-20th); Perry (8.4%, 31st); Cumberland (7.1%, 6th); and Adams (7.2%, t-7th). Unemployment rates across Pennsylvania ranged from 5.9 percent in Centre County to 12.8 percent in Cameron County.

January's Not Seasonally Adjusted Nonfarm Jobs Detail (see table 2)

- **Total nonfarm jobs in the mSA decreased 300 to 57,300 in January.** Since January 2012, jobs increased 700 in the mSA (1.2 percent), while jobs statewide rose 0.7 percent.
- Leisure and hospitality jobs went up 700 to 5,600, a new record high, mainly due to the late opening of Whitetail Resort.

*NOTE: Because the data included in each month's press release (primarily civilian labor force and nonfarm jobs data) are sample based, the data are subject to revisions. Once each year, estimates are adjusted to new levels based on additional or revised information collected after the initial release of the data (called a benchmark). Additionally, seasonal adjustment factors for historical labor force and nonfarm jobs data are updated each year. Revisions to the nonfarm jobs series for 2012 have been completed and are reflected in the January news release. Seasonal adjustment of jobs data prior to 2012 is ongoing. **Revisions to the labor force series have not been completed and are not reflected in the January news release.***

For more information on the benchmarking process and revisions to historical data please contact the Center for Workforce Information & Analysis at 1-877-4WF-DATA, or visit www.paworkstats.pa.gov.

TABLE 1
CHAMBERSBURG MICROPOLITAN STATISTICAL AREA
(Franklin County)

TOTAL CIVILIAN LABOR FORCE, EMPLOYMENT, UNEMPLOYMENT, AND UNEMPLOYMENT RATE
BY PLACE OF RESIDENCE 1/

TIME PERIOD	CIVILIAN LABOR FORCE	EMPLOY- MENT 2/	UNEMPLOY- MENT	RATE (%) 3/	SEASONALLY ADJUSTED 4/			
					LABOR FORCE	EMPLOY- MENT 2/	UNEMPLOY- MENT	RATE (%) 3/
January 2013	82,400	75,900	6,500	7.9	82,200	76,200	6,000	7.3
December 2012	82,600	77,000	5,600	6.7	83,200	77,300	5,900	7.1
November	82,000	77,000	5,000	6.1	82,600	77,300	5,300	6.4
January 2012	80,000	74,400	5,600	7.1	79,800	74,700	5,200	6.5

SELECTED LABOR MARKET AREAS, PENNSYLVANIA, AND UNITED STATES
January 2013

AREA NAME	CIVILIAN LABOR FORCE	EMPLOY- MENT 2/	UNEMPLOY- MENT	RATE (%) 3/	SEASONALLY ADJUSTED 4/			
					LABOR FORCE	EMPLOY- MENT 2/	UNEMPLOY- MENT	RATE (%) 3/
Fulton County LMA	7,900	7,100	900	11.1	7,900	7,100	800	9.7
Gettysburg mSA	54,400	50,200	4,200	7.8	55,000	51,000	4,000	7.2
Harrisburg-Carlisle MSA	288,800	265,100	23,800	8.2	290,900	269,200	21,700	7.4
Huntingdon mSA	22,200	19,400	2,800	12.5	22,500	20,100	2,400	10.6
Juniata County LMA	12,200	11,000	1,100	9.4	12,200	11,200	1,000	8.1
York-Hanover MSA	229,900	209,800	20,100	8.7	231,900	213,600	18,300	7.9
PENNSYLVANIA	6,522,000	5,921,000	601,000	9.2	6,552,000	6,016,000	537,000	8.2
UNITED STATES	154,795,000	141,614,000	13,181,000	8.5	155,654,000	143,322,000	12,332,000	7.9

ALL DATA ARE ON 2011 BENCHMARK. SOURCE: Center for Workforce Information & Analysis, Pennsylvania Department of Labor & Industry

FOOTNOTES

1/ Estimate of workers by place of residence. These data are controlled to state Current Population Survey (CPS) data which adjusts for commuting and dual job-holding. Workers are counted where they live only once regardless of the number of jobs they may hold. All in-depth inquiries relative to the estimating methodology should be addressed to the Bureau of Labor Statistics, U.S. Department of Labor. All data are subject to revision during annual benchmarking.

2/ Includes wage and salary workers (including agriculture), self-employed persons, and unpaid family workers (including agriculture), domestic workers, and persons involved in labor-management disputes.

3/ Unemployed as percent of civilian labor force, computed using unrounded data.

4/ Seasonally adjusted MSA level data (and their equivalent) is developed by the federal Bureau of Labor Statistics (BLS); seasonal adjustment for all other areas is developed by the Center for Workforce Information & Analysis (CWIA).

TABLE 2

CHAMBERSBURG MICROPOLITAN STATISTICAL AREA

(Franklin County)

January 2013**NONFARM JOBS**

ESTABLISHMENT DATA	Industry Employment				Net Change From:	
	Jan 2013	Dec 2012	Nov 2012	Jan 2012	Dec 2012	Jan 2012
Total Nonfarm	57,300	57,600	57,800	56,600	-300	700
Total Private	48,500	48,700	48,900	47,900	-200	600
Goods-Producing	10,900	11,100	11,200	10,600	-200	300
Mining, Logging, and Construction	1,700	1,800	1,900	1,900	-100	-200
Manufacturing	9,200	9,300	9,300	8,700	-100	500
Service-Providing	46,400	46,500	46,600	46,000	-100	400
Trade, Transportation, and Utilities	13,700	14,000	13,900	13,400	-300	300
Transportation, Warehousing & Utilities	5,200	5,200	5,200	4,900	0	300
Trade	8,500	8,800	8,700	8,500	-300	0
Wholesale trade	1,600	1,700	1,600	1,700	-100	-100
Retail Trade	6,900	7,100	7,100	6,800	-200	100
Financial Activities	1,400	1,400	1,400	1,500	0	-100
Professional and Business Services	4,700	5,000	5,100	5,000	-300	-300
Education and Health Services	9,100	9,200	9,200	9,100	-100	0
Leisure and Hospitality	5,600	4,900	5,000	5,100	700	500
Other Services	2,700	2,700	2,700	2,700	0	0
Government	8,800	8,900	8,900	8,700	-100	100
Federal Government	2,600	2,600	2,600	2,600	0	0
State Government	1,000	1,100	1,100	1,100	-100	-100
Local Government	5,200	5,200	5,200	5,000	0	200
Data benchmarked to March 2012	***Data changes of 100 may be due to rounding***					